

MIFF SCREENING GUIDE



Sensory Friendly Screening ***This Is Going to Be Big***

Tue 15 Aug

1.30 pm

ACMI 1 (Melbourne CBD)



Contents

1	Front Page
2	Contents
3	Philosophy
4	Getting to the Venue
6	Getting Around the Venue
13	Map of the Venue
16	Film Info
17	Content Advice
18	Feedback

Philosophy

As part of MIFF's mission to be a leader in accessible services for cinema-going audiences, we are offering this Sensory Friendly Screening of the film *This Is Going to Be Big*.

To make this session sensory-friendly, we will be making a number of changes:

- The cinema space will have house lights that remain at an Airplane Night Time level.
- The sound will be reduced by a quarter.
- The space will have different social permissions granted to it, introduced at the start of the screening, that allow Neurodivergent audience members to act as they need to in order to self-soothe and exist comfortably within the theatre.

MIFF has an open-door policy for its film screenings by default, and the same will apply to this session. In addition, there will be a designated Quiet Space for you to remove yourself to in the case of sensory overload or if you wish to have some time to yourself.

All of this creates a unique viewing experience for you. You will be able to rock, stim, hum, filter any sensory input as desired and pace around the cinema as you please.

We are excited to be able to offer you this Sensory Friendly Screening so you get to experience this movie as it was always intended to be.

Tom Middleditch
Access Coordinator

Getting to the Venue

For full information on the venue, you can go here: [\[MIFF Website Page Link\]](#)

Below is the basic information:

There are two entrances to ACMI and access is as follows. MIFF recommends using the Flinders Street entrance.

Flinders Street entrance:

- Entry is via a small staircase from Flinders Street through a revolving door and into the Lightwell.
- From the Lightwell, take the large central staircase to Level 1 for the Box Office, HERO and Campari Cinema Lounge.
- Take the staircase on the left past the Box Office to Level 2 for Cinemas 1 and 2.
- For step-free/wheelchair access, take the ramp from Flinders Street through the accessible door to the left of the revolving door. This is operated by a push button with a wheelchair symbol on it.
- Head through the Lightwell foyer to the right past the Gallery entrance to an internal lift and take the lift to Level 1.
- Exit past the Campari Cinema Lounge and take a second internal lift next to HERO, opposite the bathrooms to Level 2 – cinema level.

Getting to the Venue (continued)

Fed Square entrance:

- Enter Fed Square from Swanston Street and head across the open cobblestoned plaza to the ACMI entrance on the left-hand side.
- Enter through the glass doors onto Level 1 for the Box Office, HERO and Campari Cinema Lounge.
- Take the staircase on the right directly after the glass doors to Level 2 for Cinemas 1 and 2.
- For step-free/wheelchair access, cross the cobblestoned Fed Square plaza to the ACMI entrance onto Level 1.
- Take the internal lift next to HERO to Level 2 to for Cinemas 1 and 2.

Please head to the 'How to Book Your Ticket' page if you require step-free and/or wheelchair access at ACMI: [\[MIFF Website Page Link\]](#)

The cinema doors have push buttons for assisted opening of cinema doors.

There is a carpet in each cinema, and the walls are steel with inlaid lights.

To borrow a wheelchair for use inside ACMI, present an ID at the Box Office on Level 1 and ACMI can organise one free of charge.

Getting Around the Venue

The recommended entrance is via the Lightwell on Flinders Street.



Getting Around the Venue (continued)

Take the stairs or the ramp.



Getting Around the Venue (continued)

Enter the space.



Getting Around the Venue (continued)

In the Lightwell, you can take the stairs up.



Or you can use the lifts.



Getting Around the Venue (continued)

This will take you to the Box Office.



Getting Around the Venue (continued)

You can get to the cinema level via the stairs behind, or by turning to your left.



You will find the lift that goes to the cinema level.



Getting Around the Venue (continued)

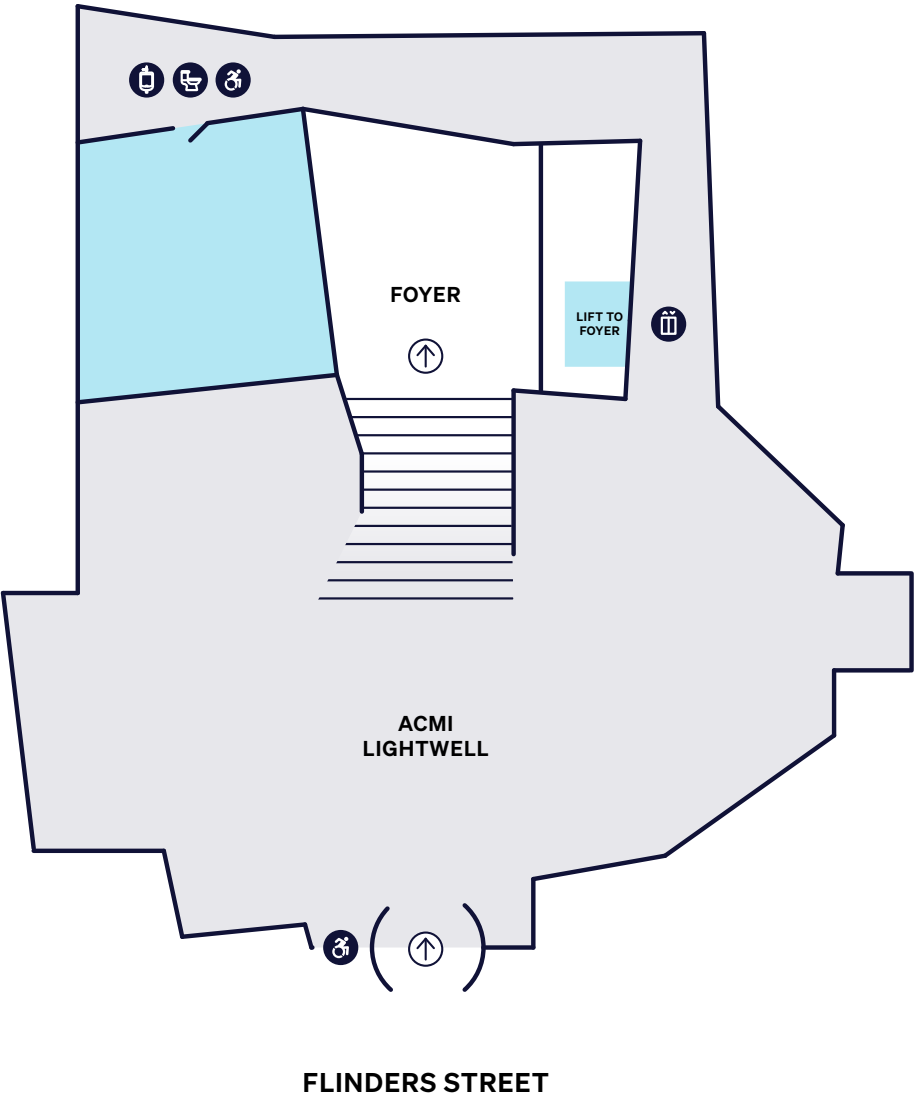
The entrance to your cinema will look like this:



Map of the Venue

Here is a map of the venue you will be watching the movie in.

ACMI Ground Floor



KEY

- Cinemas
- Services
- Venue Facilities

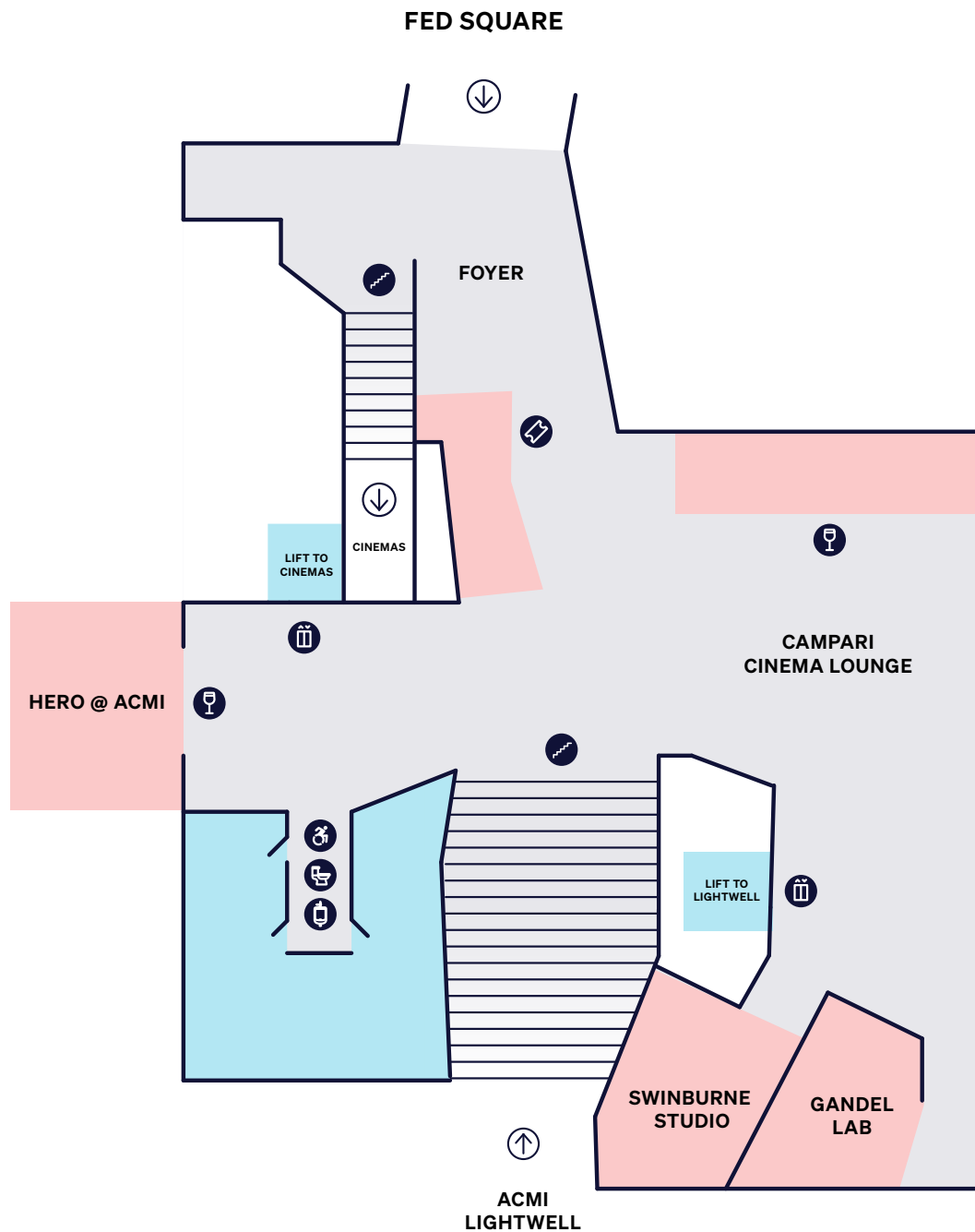
- Toilets - Urinals
- Toilets - Stalls
- Wheelchair Access

- MIFF Box Office
- Bar / Candybar
- Quiet Space

- Elevator
- Escalator
- Stairs

Map of the Venue (continued)

ACMI Level 1

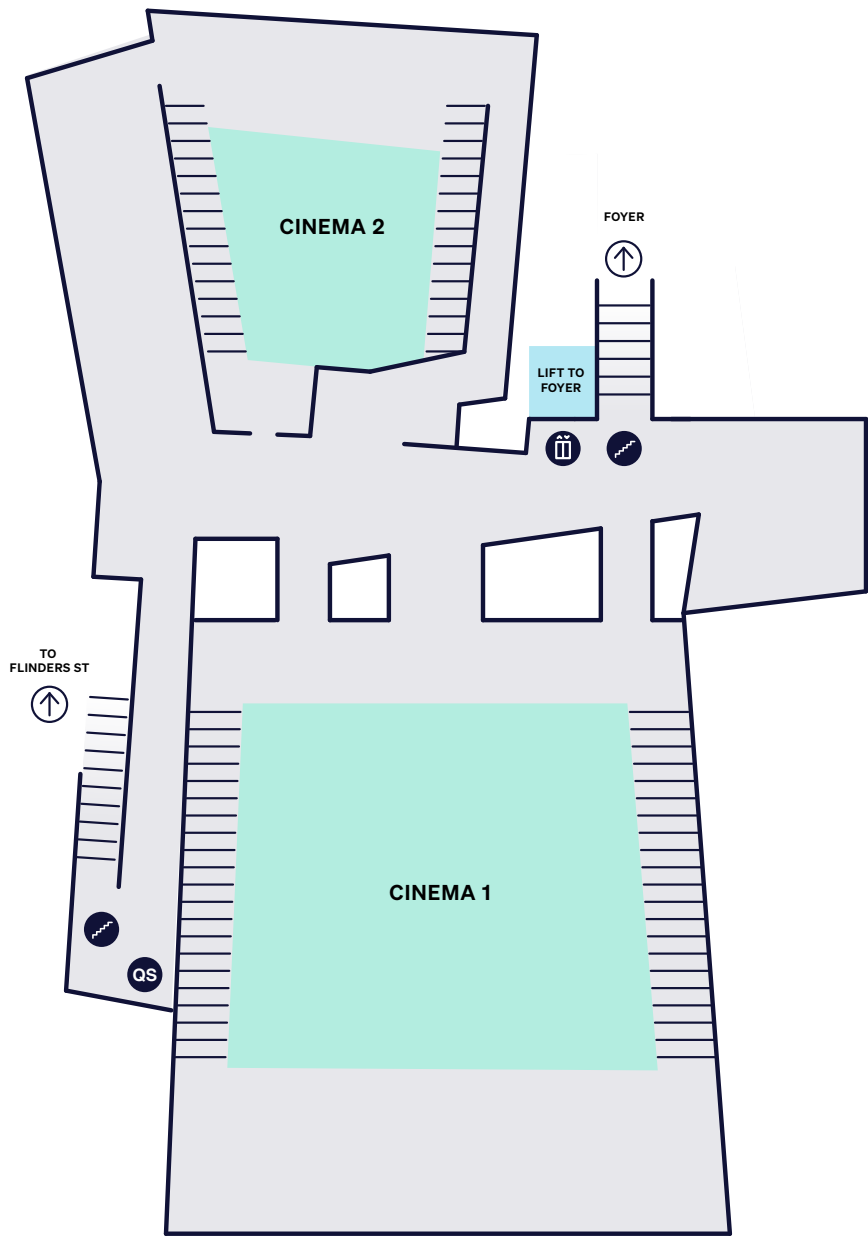


KEY

Cinemas	Toilets - Urinals	MIFF Box Office	Elevator
Services	Toilets - Stalls	Bar / Candybar	Escalator
Venue Facilities	Wheelchair Access	Quiet Space	Stairs

Map of the Venue (continued)

ACMI Level 2



KEY

- | | | | |
|------------------|-------------------|-----------------|-----------|
| Cinemas | Toilets - Urinals | MIFF Box Office | Elevator |
| Services | Toilets - Stalls | Bar / Candybar | Escalator |
| Venue Facilities | Wheelchair Access | Quiet Space | Stairs |

Film Info

Peek behind the curtain as a cast of neurodivergent teens prepares to come of age and hit the stage in their school's time-travelling, John Farnham-themed musical.

Every two years, the Sunbury and Macedon Ranges Specialist School's Bullengarook campus puts on a play. For expressive overachiever Halle, it will be an opportunity to honour her late aunt, who loved to sing. For methodical Josh, it will be a challenge to take seriously, while wide-eyed Elyse is just happy to be involved. And for charismatic Chelsea, it will be a chance to wow an audience with her undeniable comedic skill. Six months of auditions, rehearsals and nerves will be gruelling, but everything will pay off on *The Time-Travelling Trio's* opening night.

The first MIFF Premiere Fund film to be awarded Bus Stop Films' 'Inclusively Made' certification, in recognition of authentic representation and inclusive filmmaking processes, Thomas Charles Hyland's feature directorial debut brims with unfettered honesty and quirky humour, revealing the human story behind the performed one. Told squarely from the teenagers' perspective and documenting their experiences of autism, clinical anxiety and acquired brain injury, the film follows them, their families and the school staff as they weather the highs and lows leading up to showtime, foregrounding creativity's role in fostering self-acceptance and in nurturing agency and resilience. As its title suggests, *This Is Going to Be Big* is sure to be a hit – an endearing, relatable tale of adolescent aspiration and a community that comes together to ensure these young voices ring out, both as John Farnham through the ages and, most importantly, as their optimistic selves.

Content Advice

For the MIFF screening of this film, we want to strike a balance between keeping elements a surprise and providing the information you need to make an informed decision as to the emotional journey you will be going on. We believe the below is sufficient for this:

- Mention of
 - Self-harm
 - Car crash injury
 - Medical procedures
 - Hospital admission
 - Degenerative conditions
- Discussions of
 - Autistic living
 - Generalised anxiety disorder
 - Intellectual disability
 - Family members who have passed
- Depictions include
 - A student faints unexpectedly
 - Loud planes flying overhead

Feedback

How did you go?

MIFF is delighted to have the opportunity to present Sensory Friendly Screenings for adult audiences. We can only improve based on feedback we receive from the people who matter – you!

If you are comfortable, please email our Access Coordinator:
access@miff.com.au.

